



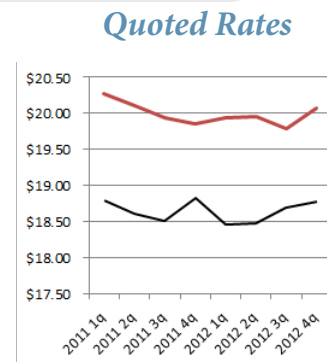
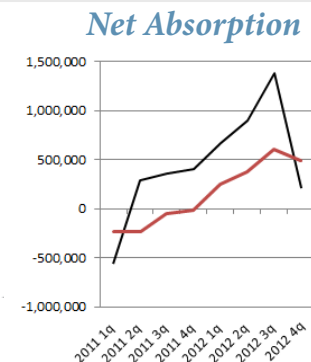
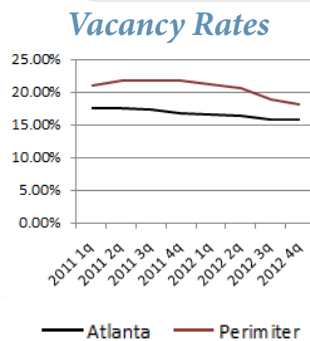
# Central Perimeter Submarket

	4Q 2010	4Q 2011	4Q 2012
Vacancy	↑	↑	↓
Net Absorption	↓	↓	↑
Construction	↑	↑	↓
Rental Rate	↑	↓	↑

## 2012 Year End Totals

	Central Perimeter	Overall Atlanta
Buildings	709	15,234
RBA	33,748,261 RBA	298,912,453 SF
Total Vacancy	6,139,675 SF	47,560,633 SF
Vacancy %	18.20%	15.90%
Absorption	1,713,862 SF	3175036
Rates	\$20.07 PSF	\$18.77 PSF

## 2 Year Comparison Graphs



## Largest Leases of 2012

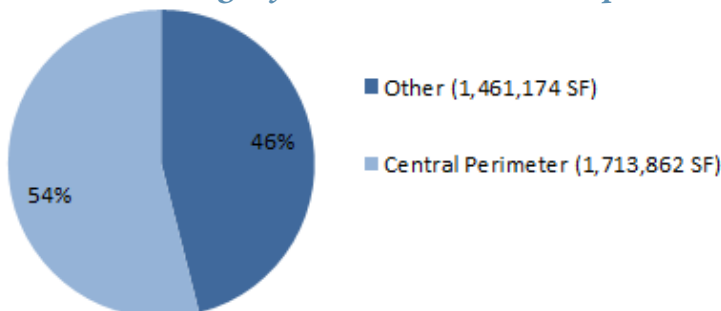
State Farm	434,513 SF
Air Watch	103,362 SF
Elavon	112,956 SF
Old Castle Materials	91,595 SF

## Most Recent Notable Leases

IBM (ISS)	3Q 2012	6303 Barfield Road	289,000SF
Aptean	3Q 2012	1155 Perimeter Center	50,442 SF
MARC Properties	3Q 2012	5009 Roswell Rd.	36,000SF
Morrison Herschfield	3Q 2012	1455 Lincoln Pky.	18,852SF

## Absorption Stats

### Percentage of Overall Atlanta Absorption



### Company Percentage (Total: 1,713,862 SF)

